



CRUISE
MASTER™

AIR CONTROL SYSTEM WIRELESS

WIRELESS AIR CONTROL

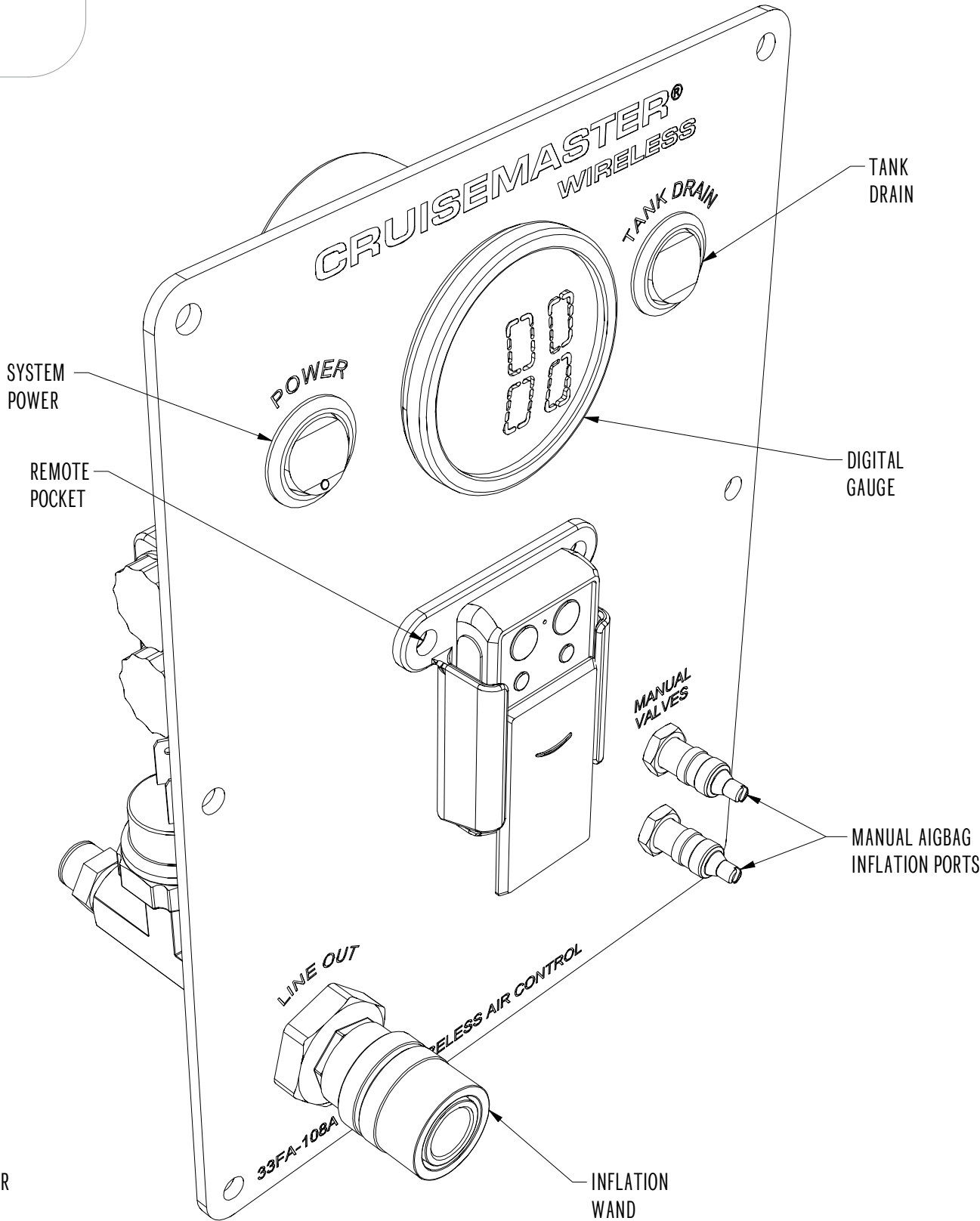
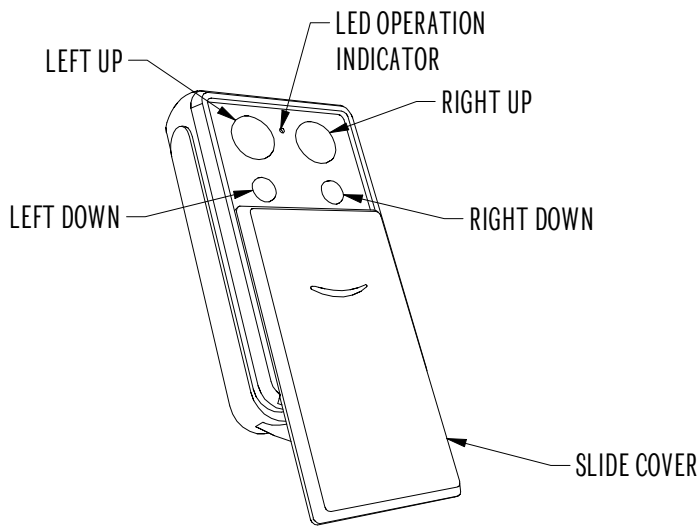
DIGITAL GAUGE

ELECTRONIC TANK DRAIN

TYRE INFLATION PORT

200 PSI COMPRESSOR

11L TANK



DESIGNED TO BE USED WITH

CM XT

CM ATX

33SA-AIRKIT-1AS

33SA-AIRKIT-1BS

33SA-AIRKIT-1AT

33SA-AITKIT-1BT

L3 WIRELESS CONTROL PANEL PART LIST

ITEM	QTY	PART NUMBER	DESCRIPTION
1	1	AC1050	2 CORNER WIRELESS RECEIVER & CONTROLLER ONLY
2	1	AC1051	2 CORNER WIRELESS KEY FOB ONLY
3	1	AC7200D	DUAL DIGITAL GAUGE WITH ABM LOGO
4	1	B2519	33FA-108A LEVEL 3 WIRELESS AIR CONTROL PANEL
5	1	CC1106	WIRELESS KEY FOB HOLDER
6	1.3	EF3BR	3MM ELECTRICAL CABLE - BROWN
7	5	EF3T	3MM TWIN CORE ELECTRICAL CABLE
8	0.7	EF3W	3MM ELECTRICAL CABLE - WHITE
9	0.5	EF5B	5MM ELECTRICAL CABLE - BLACK
10	1	EF6R	6MM ELECTRICAL CABLE - RED
11	5	EF6J	CABLE JOINER
12	1	EFR40	40 AMP RELAY - 12 VOLT, 4 PIN
13	3	EFRTM5	RING TERMINAL 5MM RED
14	1	EFRTM5B	RING TERMINAL 5MM BLUE
15	1	EFSF48	FEMALE SPADE TERMINAL - 4MM BLUE (4.8MM WIDTH)
16	3	EFSF48	FEMALE SPADE TERMINAL - 2.5 TO 3MM RED (6.3MM WIDTH)
17	3	EFSF48	FEMALE SPADE TERMINAL - 3MM RED (4.8MM WIDTH)
18	3	EFSFY	FEMALE SPADE TERMINAL - 5 TO 6MM YELLOW (6.3MM WIDTH)
19	1	ES1000	ROCKER SWITCH - ON-OFF-ON
20	1	ES1200	ROCKER SWITCH - 12V WITH LED OFF-ON
21	2	FAC7300	INFLATION VALVE & CAP 1/4 PTC
22	3	FAC7305	COMPRESSOR TEE FITTING 1/4 NPT
23	1	FAC7401	QUICK RELEASE COUPLING - AC7401A
24	1	FAC7405	110/150 PSI PRESSURE SWITCH 1/8 NPT
25	1	FN1104-220	NYLON TUBE 1/4 220MM - BLACK
26	2	FN1104-70	NYLON TUBE 1/4 70MM - BLACK
27	3	FN1104-90	NYLON TUBE 1/4 90MM - BLACK
28	1	FAC7420	BULKHEAD CONNECTOR 1/4 X 1/4 NPT
29	3	QF1503P	Y PIECE 1/4 PTC - SMC
30	2	QF305	STRAIGHT FITTING 1/4 PTC X 1/4 - COMOZZI
31	2	QF505	ELBOW FITTING 1/4 PTC X 1/4 - COMOZZI
32	1	FS005	SINTERED SILENCER - 1/8 W 12MM HEX
33	2	FXM145N301	M5 NYLOC NUT
34	1	FXM145S106	M5 SOCKET SET SCREW X 100MM
35	1	FXM145S107	M5 SOCKET SET SCREW X 80MM
36	5	FXM14XW101	M5 FLAT WASHER
37	1	VSAS1500	2 CORNER ELECTRIC SOLENOID VALVE - 1/4 NPT
38	1	YABM12	3KG PLAIN CARTON - BROWN 240X240X200
39	1	33SA-AIRFIT-10	CHECK VALVE KIT

L3W WIRELESS CONTROL PANEL

TITLE

33FA-108A

PART NUMBER

MATERIAL:

FINISH:

ALL DIMENSIONS IN MILLIMETERS UNLESS OTHERWISE STATED

DO NOT SCALE

SUPPLIER CODE:

MASS: 1.040 kg

VOLUME: 597398.3 mm³

PAGE: 1 of 3

SHEET SIZE: A3

DRAWN: AB
CHECKED:
APPROVED:
DATE:

UNLESS OTHERWISE STATED

DIM ± TOL

0 ± 0.5

0.0 ± 0.2

0.00 ± 0.05

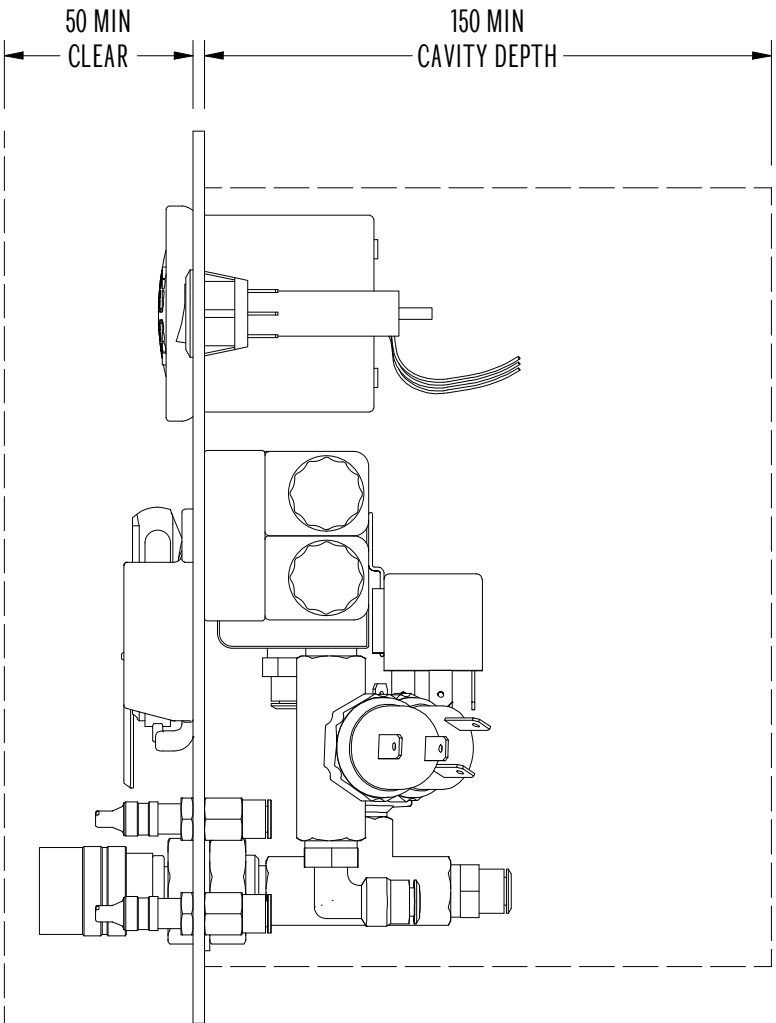
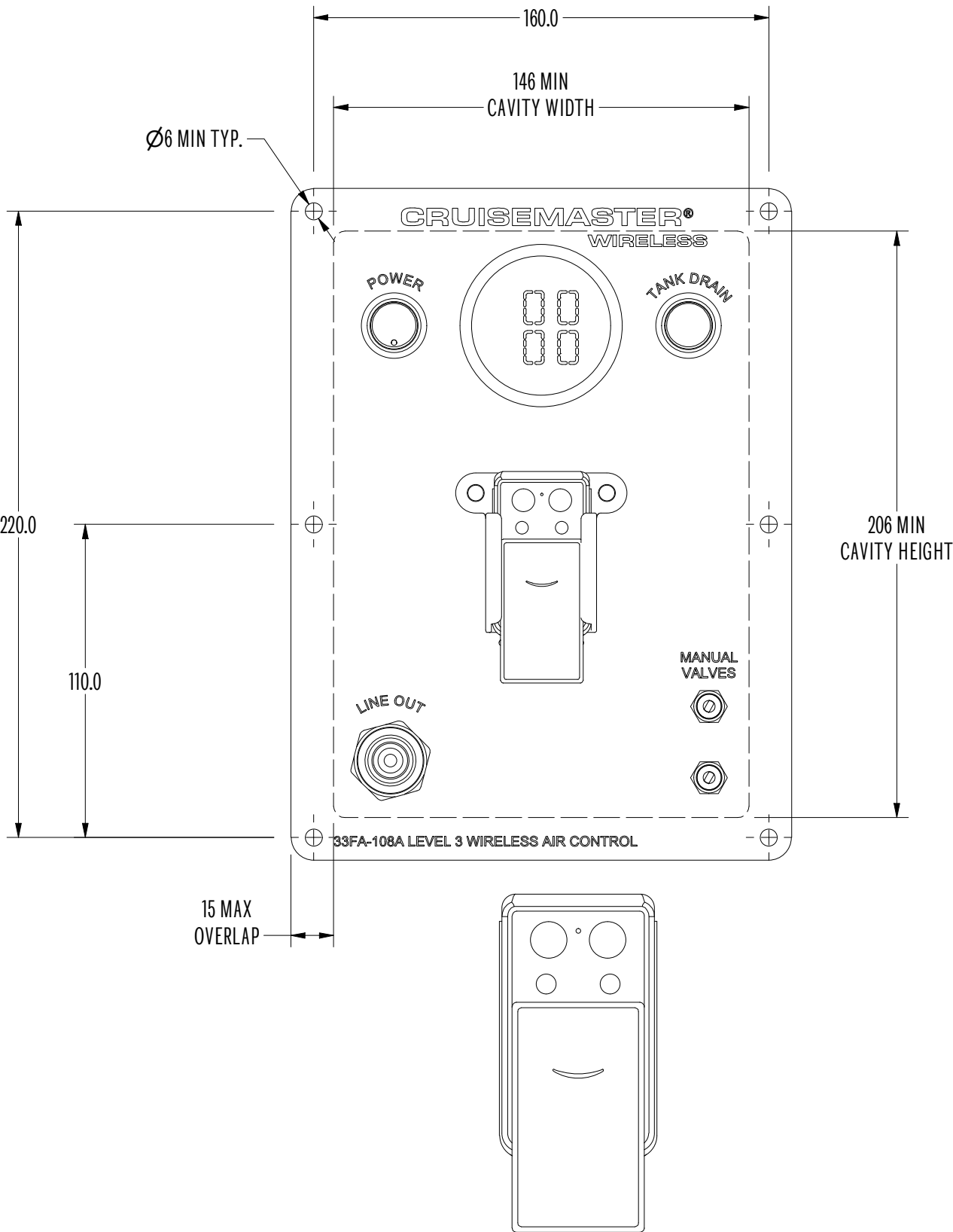
MACHINED 3.2

GEN SHORE HARDNESS TOL ± 3

REMOVE SHARP EDGES



REV	DESCRIPTION	ECN	ENGINEER	DATE
5	Wire gauge specification changed from diameter to area	2085	AB	29/11/2022
4	Steel air tank swapped to aluminium	1803	JT	21/01/2020
3	Added 33SA-AIRFIT-10	1629	AB	14/02/18
2	Added control system part list, added 10m roll air line	1556	AJ	18/01/17
1	Release for production	1497	AJ	9/07/16



FOLLOW LINE LABELING TO CONNECT THE
AIR LINES AND ELECTRICAL WIRING CORRECTLY

GENERAL INSTRUCTIONS

- It is recommended that only a properly qualified person installs the product and carries out maintenance. If you are not qualified and attempt to carry out such work ensure that all safety equipment is used and safety standards are met.
- Ensure that you have read the full Product Manual before attempting to fit the product.
- Ensure the Product Manual is kept with the vehicle and that any vehicle owner and/or operator are fully advised on the system and its operation before attempting to operate it.
- DO NOT connect any electrical components to the vehicle without preparing the electrical system as per the vehicle manufacturer's instructions. Connecting without preparing the vehicle could lead to component failure, vehicle damage or fire.
- If you use a sharp utility knife or razor blade great care must be taken in all cases not to cut yourself during this operation.
- The gauge is NOT weatherproof and is best mounted inside the vehicle.
- The switches should be mounted in a protected area to minimise the effect of moisture and dirt E.g. in or under a tray, in tool box or canopy.
- Air compressors get hot - avoid any flammable liquid or burn risk areas.
- The air tank is rated to a maximum working pressure of 150 psi (10 bar) and this is never to be exceeded.
- Incorrect use of this product can result in damage to the components associated parts and/or the vehicle, which is not covered under warranty.
- Ensure suspension airbags are maintained at the stated ride height at all times and maintain the minimum pressure required and never exceed the maximum, as required by the particular airbag product.

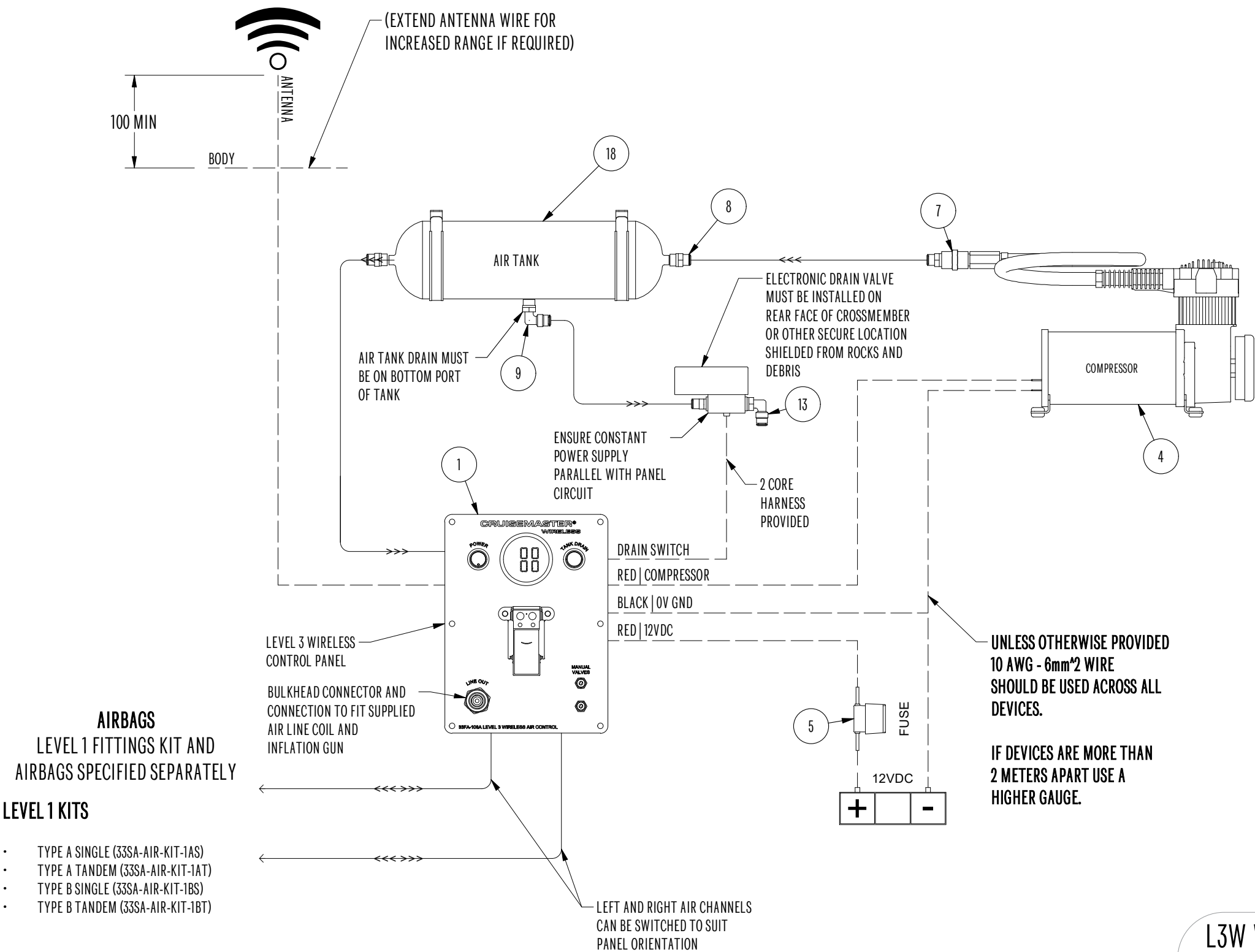
L3W WIRELESS CONTROL PANEL		TITLE
33FA-108A		PART NUMBER

MATERIAL:		FINISH:	
ALL DIMENSIONS IN MILLIMETERS UNLESS OTHERWISE STATED		DRAWN: AB	
DO NOT SCALE		CHECKED:	
SUPPLIER CODE:		APPROVED:	
		DATE:	

UNLESS OTHERWISE STATED	
DIM	TOL
0	± 0.5
0.0	± 0.2
0.00	± 0.05
MACHINED	3.2/
GEN SHORE HARDNESS TOL ± 3	
REMOVE SHARP EDGES	

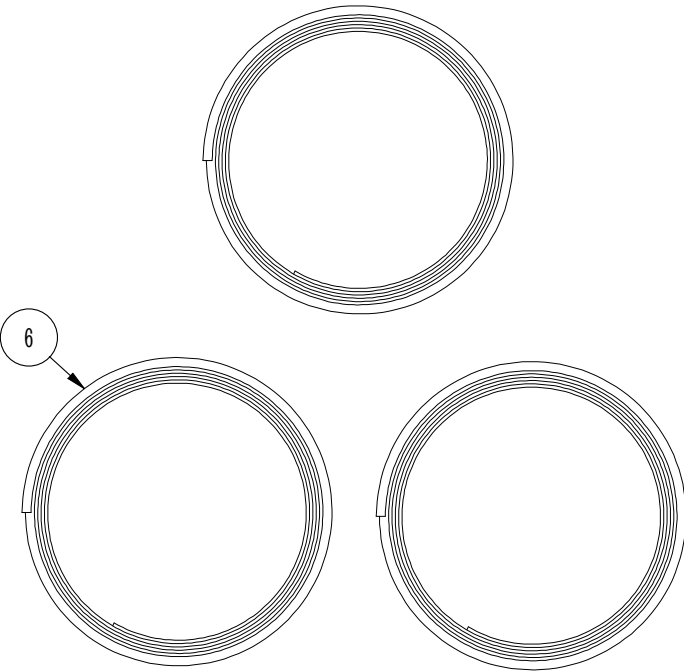


CIRCUIT DIAGRAM



AIRBAGS
LEVEL 1 FITTINGS KIT AND
AIRBAGS SPECIFIED SEPARATELY
LEVEL 1 KITS

- TYPE A SINGLE (33SA-AIR-KIT-1AS)
- TYPE A TANDEM (33SA-AIR-KIT-1AT)
- TYPE B SINGLE (33SA-AIR-KIT-1BS)
- TYPE B TANDEM (33SA-AIR-KIT-1BT)



KIT CONTENTS			
ITEM	QTY	PART NUMBER	DESCRIPTION
1	1	PKVCL3WPANEL	PKVCL3WACK PANEL ASSEMBLY ONLY
2	1	AC7401A	AIRBAG MAN INFLATION COIL & WAND
3	1	AC7401ACA	INFLATION COIL ASSEMBLY ONLY - 22'
4	1	AC8110	12V AIRBAG MAN COMPRESSOR
5	1	EFHW40	FUSE HOLDER WITH 40A FUSE
6	3	FN1104-10	NYLON TUBE 1/4" 10M - BLACK
7	1	FN2602	HEX SOCKET 1/4" NPT FEMALE
8	3	FQF305	STRAIGHT FITTING 1/4" PTC X 1/4"
9	1	FQF505	ELBOW FITTING 1/4" PTC X 1/4"
10	4	FX1040B102	3/8 UNC HEX BOLT X 1" GR5
11	4	FX1040N201	3/8 UNC NYLOK NUT
12	4	FX104XW102	3/8 FLAT WASHER 7/8 OD
13	1	PKTDCK	TANK DRAIN COMPONENTS KIT
14	1	WCOMP	COMPONENT LIST
15	1	YABM5	EXTRA LARGE ABM LID - BROWN
16	1	YABM6	EXTRA LARGE ABM BASE - BROWN
17	1	ZBAGPLAIN	PLAIN POLY BAG
18	1	AC9013	ALUMINIUM AIR TANK 3G-11L

L3W WIRELESS CONTROL PANEL		TITLE
33FA-108A		PART NUMBER
MATERIAL:		FINISH:
ALL DIMENSIONS IN MILLIMETERS UNLESS OTHERWISE STATED DO NOT SCALE SUPPLIER CODE:		DRAWN: AB CHECKED: APPROVED: DATE:
MASS: 4.060 kg VOLUME: 3497411.4 mm ³		PAGE: 3 of 3 SHEET SIZE: A3
		UNLESS OTHERWISE STATED DIM ± TOL 0 ± 0.5 0.0 ± 0.2 0.00 ± 0.05 MACHINED 3.2/ GEN SHORE HARDNESS TOL ± 3 REMOVE SHARP EDGES